

Best Management Practices For Phosphorus Fertilization

Colorado
State
University[®]
Cooperative
Extension

August 1994

Bulletin #XCM-175

Principal author: Reagan M. Waskom
Extension Water Quality Specialist
Colorado State University Cooperative Extension

In association with: Colorado Department of Agriculture and the
Agricultural Chemicals and Groundwater Protection
Advisory Committee

The author and the Colorado Department of Agriculture gratefully acknowledge the extensive input and leadership of the Agricultural Chemical and Groundwater Protection Advisory Committee, representing production agriculture, agricultural chemical dealers and applicators, the green industry and the general public.

With cooperation from: Colorado Department of Health and Environment
USDA Soil Conservation Service – Colorado State Office
Colorado State University Department of Soil
and Crop Sciences
Colorado State University Department of Ag
and Chemical Engineering

Special Acknowledgments to
BMP Technical Review Team: G.E. Cardon, Assistant Professor of Agronomy
R.L. Croissant, Professor of Agronomy
J.J. Mortvedt, Extension Agronomist
G.A. Peterson, Professor of Agronomy
L.R. Walker, Extension Agricultural Engineer
D.G. Westfall, Professor of Agronomy

Layout and Design by: Colorado State University Publications and Creative Services

Graphics by: Greg Nelson, Colorado State University Office
of Instructional Services

Issued in furtherance of Cooperative Extension work, Acts of May 8 and June 30, 1914, in cooperation with the U.S. Department of Agriculture, Milan A. Rewerts, interim director of Cooperative Extension, Colorado State University, Fort Collins, Colorado. Cooperative Extension programs are available to all without discrimination. To simplify technical terminology, trade names of products and equipment occasionally will be used. No endorsement of products named is intended nor is criticism implied of products not mentioned.

Published by Colorado State University Cooperative Extension in cooperation with Colorado Department of Agriculture.

Best Management Practices For Phosphorus Fertilization

Phosphorus (P) is an essential nutrient for all forms of terrestrial life and is one of the 17 chemical elements known to be required for plant growth. In Colorado, agricultural soils generally contain from 800 to 2,000 pounds of total P per acre in the tillage layer. However, most of it is in insoluble compounds unavailable to plants. The remainder cycles within plants, animals, soil, and the soil solution in biologically available forms and organic P compounds. A simplified P cycle is depicted in Figure 1, showing the principal P inputs and sinks. In production agriculture, fertilizer and manure are the major P additions to this cycle. Without these inputs, intensive commercial agriculture would not be viable on many soils. However, proper management of soils and P fertilizers is essential to protect water quality from degradation.

Water quality problems associated with phosphorus are generally confined to surface water. Phosphorus in most Colorado soils is tightly held to soil particles and does not leach. However, the P held in organic phases from residues such as manure can dissolve in water and be lost if improperly managed. Adsorbed P on soil particles can cause surface water contamination as P containing sediments move off the land in agricultural runoff. When large amounts of nutrients enter lakes and streams, they accelerate the natural aging process, or eutrophication, by enhancing the growth of algae and other aquatic weeds. As these plants flourish, depleted

The BMP Approach

Rather than legislate overly restrictive measures on farmers and related industries, the Colorado Legislature passed the Agricultural Chemicals and Groundwater Protection Act (SB 90-126) to promote the voluntary adoption of Best Management Practices (BMPs). The Act calls for education and training of all producers and agricultural chemical applicators in the proper use of pesticides and fertilizers. Voluntary adoption of BMPs by agricultural chemical users will help prevent contamination of water resources, improve public perception of the industry, and perhaps eliminate the need for further regulation and mandatory controls.

BMPs are recommended methods, structures, or practices designed to prevent or reduce water pollution. Implicit within the BMPs concept is a voluntary, site-specific approach to water quality problems. Development of BMPs in Colorado is being accomplished largely at the local level, with significant input from chemical applicators and other local experts. Many of these methods are already standard practices, known to be both environmentally and economically beneficial.

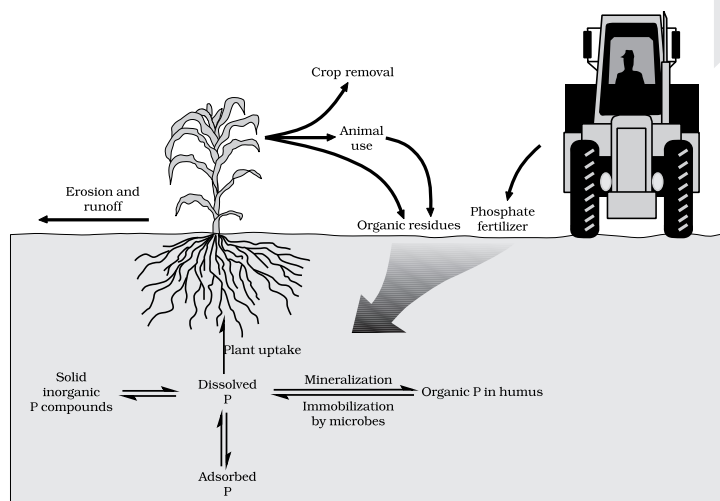


Figure 1. The phosphorus cycle in agricultural soils.

oxygen and light reduce the survival of more desirable species and the natural food chain declines. Eventually, impounded waters such as lakes, ponds, and reservoirs become overgrown with aquatic vegetation and, in a sense, die.

A number of human activities contribute to P movement in our environment through runoff and erosion. Agricultural soils may deliver even larger amounts of P to water when sediments move off of fertilized or manured lands. Feedlot runoff also can contain significant quantities of nutrients. These P losses can be controlled by adopting fertilizer management and erosion control Best Management Practices (BMPs) which minimize runoff to surface water. Since P fertilizers are a non-renewable resource and are relatively expensive, efforts to conserve P are justified.

Phosphorus in Agricultural Soils

When added to soil, P fertilizer undergoes several different reactions, including adsorption on soil particles and precipitation. A number of factors determine the speed and fate of the reactions. They include soil pH, moisture and texture, chemical properties of the soil, and form of fertilizer used. The net result in most Colorado soils is fixation of P by calcium in relatively insoluble and unavailable forms. For this reason, recommendations for soils low in available P often exceed actual crop removal (Table 1).

Table 1. Phosphorus removed in harvested crops

Crop	Yield (per acre)	P removed (lb P ₂ O ₅ /A)
Alfalfa	4 tons	60
Corn (grain)	150 bu	80
Corn (silage)	30 tons	80
Barley	100 bu	55
Bromegrass/fescue	4 tons	65
Potatoes	350 cwt	55
Sugarbeets	25 tons	15
Sunflowers	2,000 lb	40
Wheat	40 bu	30

Source: Potash and Phosphate Institute

Phosphorus is found in both organic and inorganic forms in the soil. The organic forms are found in humus, manures, and crop residues and are important for supplying P to crops. These forms also tend to be more soluble and are subject to movement in the soil solution. Microorganisms break down organic matter in a process called mineralization, converting organic forms of P to plant available inorganic

forms. The inorganic ions, H₂PO₄⁻ and HPO₄⁻², are the primary forms of P taken up by plants. In general, the inorganic forms of P contained in soil minerals are relatively insoluble and are slowly available to plants.

When making decisions regarding P fertilizer applications, it is important to account for the P available from the soil and from manures. Sewage sludge biosolids applied to cropland also contain significant quantities of P and should be credited appropriately. Soil testing is the basis of a sound P management program. Colorado State University has developed P fertilizer guidelines based upon AB-DTPA soil test P levels and crop needs. Proper soil sampling procedures are essential in assuring the accuracy of these recommendations. Surface soil samples should normally be taken from the top 6 to 8 inches of the soil or to the depth of the tillage layer. Under no-till managed fields, surface samples should be four to six inches deep. Divide large fields into smaller subunits based upon management, productivity, or soil type, and collect 15 to 20 cores per subunit to form one composite sample, representing approximately 40 acres.

While nitrogen analysis is needed every year, soil testing for available P is needed a minimum of once during each crop rotation cycle. Phosphorus recommendations for alfalfa are generally made for three years of production, so samples should be tested on that frequency. Maintain a record of soil test results on each field to determine long-term soil test P trends. Be aware that various soil testing labs use different extraction procedures, which can result in a range of P soil test values reported on your field. If you change soil testing labs, ask the lab manager how P soil test values and recommendations may vary from your previous reports.

Managing Fertilizer to Reduce Phosphorus Losses and Maximize Returns

Applying P fertilizer at rates higher than production requirements is unwise from both environmental and economic viewpoints. Today, there is no agronomic justification for building P soil test levels higher than crop sufficiency levels. Phosphorus losses in surface runoff have been shown to increase with increased P application rates. Therefore, once the crop sufficiency levels have been reached in your fields, P applications should be made only as dictated by soil testing.

Placement of P fertilizer will influence the amount of P available for transport to surface water. Correct placement of fertilizers in the plant root zone will improve fertilizer use efficiency and seedling vigor, and reduce the amount of P in agricultural runoff. Phosphorus fertilizer should not be

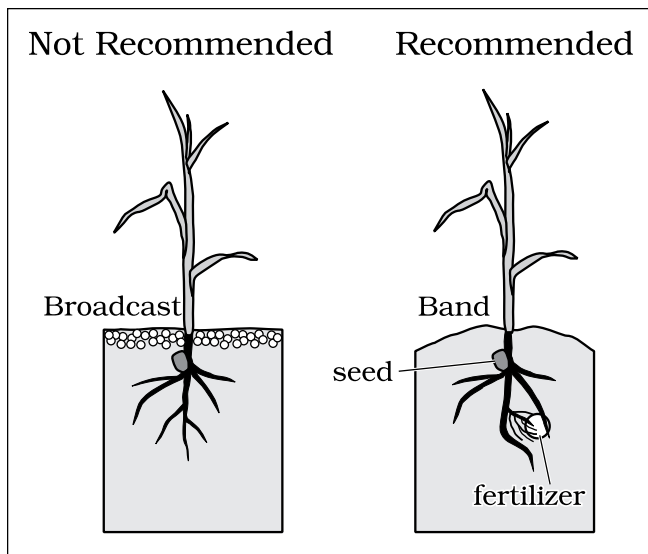


Figure 2. Phosphorus placement influences the amount available for transport. Band placement of P fertilizers is recommended for erosive soils.

broadcast on the soil surface without incorporation, except on perennial forages. In established alfalfa stands, P fertilizer normally should not be applied in the late fall or winter when growth is minimal and runoff potential is high. Broadcast applications generally are less efficient and leave more P at the soil surface than banding (Figure 2). Band application at planting is considered the most efficient method for many crops. Subsurface placement is especially important under reduced tillage cropping systems to achieve maximum crop yields.

Variable fertilizer rate management can improve both fertilizer use efficiency and economic returns. While this strategy can be adopted for any fertilized field, it makes the most sense in relatively large fields where the producer has knowledge of how crop yields and soil type vary across the field. To use a variable fertilizer rate strategy:

1. Divide the field into different management units based upon a map of yields or soil types.
2. Soil sample the management units separately.
3. Fertilize each unit according to P soil test level and yield capability.

Field maps should be modified at harvest as necessary to refine the boundaries of management units. Consult with your fertilizer dealer or crop advisor prior to adopting this BMP.

Managing Manure to Reduce Phosphorus Losses

Manure is an excellent source of P for crop production. However, if manure is not incorporated into the soil, runoff may carry both soluble and sediment-associated nutrients to surface waters. The most common strategies for manure utilization are (1) application for maximum nutrient efficiency and (2) application for maximum disposal rates of manure. While the second strategy presents a more difficult challenge from a water quality viewpoint, both management methods should consider application rates, timing, site characteristics, and water quality impacts.

Manure managed for maximum nutrient efficiency is the most sound manure application program. Producers need soil and manure analyses to determine the correct application rate based upon crop uptake of N and P. Either of these nutrients may limit application rate, as both nutrients are present in large quantities in manures. In many cases, the best program is to rotate fields receiving manures to avoid salt or nutrient buildup.

Colorado producers faced with the need for manure disposal at maximum application rates should have manures analyzed for nutrient content and apply according to crop **nitrogen** needs. This strategy may lead to an accumulation of P over long-term, repeated applications, however. Therefore, it is essential that producers manage water on their field carefully, minimizing runoff and leaching. Poultry manure contains exceptionally high levels of P and should be applied at rates based upon crop P removal. Annual soil tests are strongly recommended on all fields receiving manure. Operators should rotate manure applications when soil tests show nutrient levels greater than, or sufficient for, crop needs.

As with commercial P fertilizers, manure should be incorporated immediately after application. Injection of liquid manure beneath the soil surface with specialized equipment is also a recommended practice. Unlike commercial fertilizer, the P content of manure can vary significantly. Approximate values are available for various manure sources (Table 2), but manure sampling and analysis are the best way to calculate nutrient credit.

Table 2. Approximate P content of various manures¹ when applied to land (wet weight basis)

Manure	% moisture	Average P ₂ O ₅ content ²
Beef		
solid	48	14 lb/ton
liquid	91	27 lb/1,000 gal
Dairy		
solid	82	4 lb/ton
liquid	92	18 lb/1,000 gal
Swine		
solid	82	9 lb/ton
liquid	96	27 lb/1,000 gal
Sheep	72	10 lb/ton
Poultry		
without litter	55	48 lb/ton
with litter	25	45 lb/ton

¹Phosphorus content of manure may vary significantly. Have a sample analyzed by a qualified laboratory to determine actual P credit.

²Available P₂O₅ in the first year after application will be approximately 60% of the total reported on your analyses.

Adapted from Colorado State University Cooperative Extension Bulletin 552A, Utilization of Animal Manure as Fertilizer, 1992.

Site characteristics such as land slope, surface residue, and proximity to surface water must be used to determine which management measures are needed to protect surface water from P enrichment from manure. In some cases, sites with excessive slope or highly erodible soils are not suitable for manure application, even with careful management. Application of manure on frozen or wet soils subject to runoff is not recommended.

Runoff from feedlots and manure stockpile sites also can contribute nutrients to nearby surface waters. These facilities should be managed to divert or minimize the total runoff as required by Colorado law (SCCR 1002-19). BMPs to reduce runoff impacts include use of yard shaping, settling basins, diversions, and filter strips (Table 3).

Managing Soil to Reduce Phosphorus Losses

Although there are a number of sources of sediment entering our waters, soil erosion from agricultural fields is the single largest contributor to nonpoint source pollution in Colorado. The consequences of cropland erosion include loss of fertile topsoil, eutrophication and sedimentation of surface waters, destruction of habitat, and decreased recreational and aesthetic value of lakes and streams. Runoff from agricultural land also can transport pesticides and microbial pathogens, as well as nutrients.

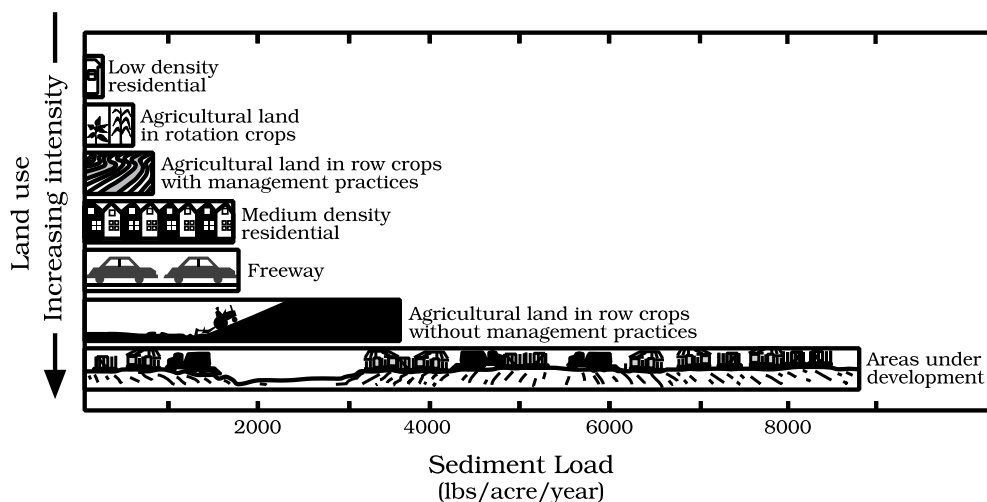


Figure 3. typical suspended sediment load for different land uses.

Source: Wisconsin Department of Natural Resources.

Table 3. Erosion control BMPs for reducing surface losses of phosphorus from crop fields

Best Management Practice	Description
Conservation tillage	Cropping system that maintains at least 30% of the soil surface covered with residues after planting
Conservation cover	Perennial vegetative cover established and maintained on highly erodible lands where other BMPs are insufficient to reduce adverse water quality impacts
Conservation cropping sequence	Crop rotation sequence designed to increase crop residues on the soil surface to reduce erosion
Delayed seed bed preparation	Cropping system in which all crop residues are maintained on the soil surface until three to four weeks prior to planting the succeeding crop
Grass filter strip	Permanent sod strip planted at the base of sloping fields or between the field and surface water bodies
Grassed waterway	Sodded channel that provides a non-erosive outlet for runoff
Contour farming	Crops planted on the natural contour of the land to reduce erosion
Strip cropping	Alternating strips of row crops and solid seeded crops planted on the contour
Terrace	Earthen embankment constructed across the slope to reduce slope length and runoff velocity
Diversion	Grassed channel constructed across the slope, uphill of a tilled field, to divert excess water to areas where it can be managed properly
Sediment control basin	Basins constructed to collect runoff and trap sediments
Constructed wetland	Artificial wetland created downhill from irrigated crop fields where sediment and runoff are collected and assimilated by growing vegetation

For more information, contact to your local SCS office.

Owners of agricultural land should contact the Soil Conservation Service (SCS) for help in evaluating the erosion potential of their lands and in determining what control measures are needed. In some cases, the SCS has cost-share funds available to help producers install BMPs on their land.

A number of management practices and structures for controlling runoff and erosion are currently available for use. In some cases, there is a trade-off between reducing runoff and increasing deep percolation to groundwater. BMPs for managing surface runoff and soil erosion are listed in Table 3.

Summary

Phosphorus fertilizer use efficiency in agricultural soils can be enhanced or reduced by a producer's choice of fertilizer placement, timing, and rate. Proper management of P fertilizer, manure, and soil is essential to prevent agricultural phosphorus from degrading water quality. Nonpoint source pollution from Colorado farmland can be controlled if each land manager adopts those BMPs that contribute to efficient use of nutrients. Every farm is unique and requires a particular combination of practices that meet the needs of the land and the enterprise. Producers can obtain profitable yields and minimize adverse environmental impacts by adopting BMPs appropriate to their land and choice of cropping systems.

Best Management Practices For Phosphorus Fertilization

Guidance Principle: Manage phosphorus requirements for crop production to maximize crop growth and economic return while minimizing degradation of water resources.

To select the phosphorus BMPs that protect the quality of the water resources near your operations, evaluate:

- potential water quality hazard of the site
- overall costs and benefits of BMPs
- most suitable practices to your site and your farm management plan.

For more information about fertilizer management or specific inquiries about BMPs, contact Colorado State University Cooperative Extension. They have publications, programs, and specialists available to help you answer questions about water quality.

Related source material from Colorado State University Cooperative Extension:

SIA	.500	Soil sampling - the key to a quality fertilizer recommendation
	.501	Soil test for fertilizer recommendation
	.502	Soil test explanation
	.547	Land application of municipal sludge
	.549	Use of manure in crop production
	.557	A new technique for phosphorus fertilization for winter wheat
XCM-37		Guide to Fertilizer Recommendations in Colorado
Bulletin 552A		Utilization of Animal Manure as Fertilizer
USDA-SCS, Agricultural Waste Management Field Handbook, 1992.		

Phosphorus BMPs

- 4.1 Sample the tillage layer of soil in each field on a regular basis and have soil analyzed to determine available soil P levels prior to applying P fertilizer.
- 4.2 Credit all available P from manures and other organic residues to the P requirement for the crop.
- 4.3 Fertilize soils with 'low' to 'medium' P soil test values using environmentally and economically sound agronomic guidelines. In general, soils testing 'high' will not respond to additional P and should not receive fertilizer unless a banded starter is needed to compensate for low soil temperatures. Phosphorus fertilizer should not be applied to soils testing 'very high' for soil P.
- 4.4 Divide large, non-uniform fields into smaller fertility management units based upon yield potential or soil type and fertilize according to P levels determined through soil analysis.
- 4.5 Apply P fertilizers where they can be most efficiently taken up by the crop. Band application of P in the root zone reduces surface loss potential and enhances nutrient availability, especially in cold or P deficient soils.
- 4.6 Incorporate surface applied P into the soil where any potential for surface runoff or erosion exists.
- 4.7 Minimize soil erosion and corresponding P losses by establishing permanent vegetative cover, conservation tillage and residue management, contour farming, strip cropping, and other management practices as feasible. When erosion potential is severe, install structures such as diversions, terraces, grass waterways, filter fences, and sediment basins. Contact your local SCS office if you need assistance in evaluating erosion potential and control options.
- 4.8 Maintain a buffer strip (where fertilizer and manure is not applied) a safe distance from surface water and drainage channels.
- 4.9 Maintain grass filter strips on the downhill perimeter of erosive crop fields to catch and filter P in surface runoff.
- 4.10 Manage irrigation water to minimize runoff and erosion by meeting the Irrigation BMPs or the SCS approved Irrigation Water Management practice standard and specification.